

49 PCB Enclosed Relay

GENERAL SPECIFICATIONS



- Small size
- Rated up to 10A
- TV3 rating
- 1/3 HP rating @ 120VAC for inductive switching
- Variety of footprint configurations for wide selection of applications



www.magnecraft.com
relays@magnecraft.com
847-441-2540



UL508
File No. E258297

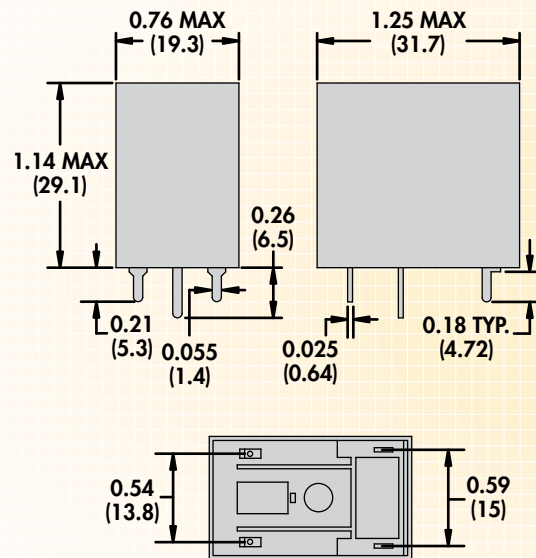


Contact Characteristics		49 PCB Relay 10A		49 PCB Relay 5A		49 PCB Relay 3 A	
Contact form		SPDT		SPDT		SPDT	
Contact materials		Silver Alloy		Silver Alloy		Fine Silver	
Thermal carrying current		15A (NO)	10A (NC)	5A (NO)	5A (NC)	15A (NO)	3 A (NC)
Maximum switching voltage	~	15A @ 277 VAC 50/60Hz	10A @ 277 VAC 50/60Hz	5A @ 120 VAC 50/60Hz		15A @ 150 VAC 50/60Hz	3 A @ 150 VAC 50/60Hz
	≡	15A @ 28 VDC	10A @ 28 VDC	5A @ 28 VDC		15A @ 28 VDC	3 A @ 28 VDC
Contact ratings		1/3 HP @ 120 VAC	1/3 HP @ 120 VAC	1/3 HP @ 120 VAC	1/3 HP @ 120 VAC	1/3 HP @ 120 VAC	1/3 HP @ 120 VAC
		1/3 HP @ 240 VAC	1/6 HP @ 240 VAC	1/3 HP @ 240 VAC	1/6 HP @ 240 VAC	1/3 HP @ 240 VAC	1/6 HP @ 240 VAC
		1/4 HP @ 277 VAC	1/8 HP @ 277 VAC	1/4 HP @ 277 VAC	1/8 HP @ 277 VAC	1/4 HP @ 277 VAC	1/8 HP @ 277 VAC
		B300 Pilot Duty (120/240 VAC)		B300 Pilot Duty (120/240 VAC)		B300 Pilot Duty (120/240 VAC)	
Minimum switching requirement		100 mA		100 mA		100 mA	
Coil Characteristics							
Voltage range		≡ 3 to 24 VDC		3 to 24 VDC		3 to 24 VDC	5 to 24 VDC
Operating range		≡ 75% to 110% of nominal		75% to 110% of nominal		75% to 110% of nominal	
Average power consumption		≡ 0.11 W		0.11 W		0.11 W	
Drop-out voltage threshold		≡ 10%		10%		10%	
Performance Characteristics							
Electrical life		100,000 operations @ rated current		100,000 operations @ rated current		100,000 operations @ rated current	
Mechanical life		10,000,000 operations unpowered		10,000,000 operations unpowered		10,000,000 operations unpowered	
Response time		25 ms		25 ms		25 ms	
Dielectric strength	Between coil and contact	~ 1500 V(rms)		2500 V(rms)		2500 V(rms)	
	Between contacts	~ 500 V(rms)		500 V(rms)		500 V(rms)	
Environment							
Storage temperature		-40...+85 °C		-40...+85 °C		-40...+85 °C	
Operating temperature		-40...+55 °C		-40...+55 °C		-40...+55 °C	
Operational vibration resistance		3 g-n, 10 - 55 Hz		3 g-n, 10 - 55 Hz		3 g-n, 10 - 55 Hz	
Shock resistance		10 g-n		10 g-n		10 g-n	
Weight		42 grams		42 grams		42 grams	
Available footprint styles		RE1C1		RE1C1 & RE1C2		RE1C1	

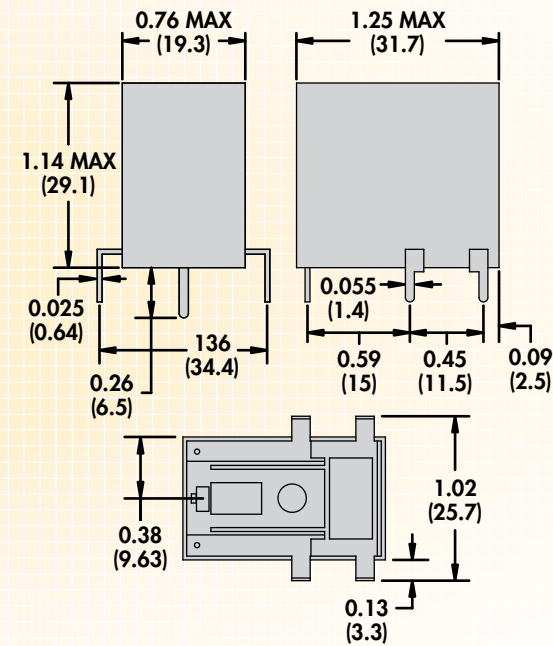
DIMENSIONS

shown in inches (millimeters)

STYLE RE1C1



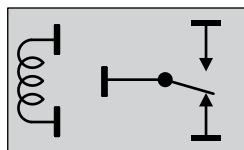
STYLE RE1C2



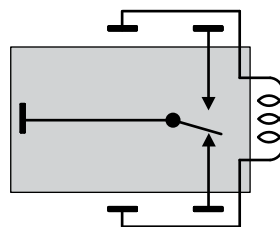
WIRING DIAGRAMS

top view

RE1C1



RE1C2



CIRCUIT BOARD PIN SPACING

top view (from component side)

